



District Report Card: 2017


State: Jharkhand	District: Jamtara
Class: 3	Subject: Mathematics
Schools: 61	Students: 945


Participation/Coverage


Students

<div>GENDER</div> <div></div>	Boys		Girls	
	Number	%	Number	%
	458	48.47	487	51.53

<div>AREA</div> <div></div>	Rural		Urban	
	Number	%	Number	%
	898	95.03	47	4.97

<div>CATEGORY</div> <div></div>	SC		ST		OBC		GEN	
	Number	%	Number	%	Number	%	Number	%
	99	10.48	238	25.19	600	63.49	8	0.85

<div>CWSN</div> <div></div>	LD	VI	HI	S&LD	ID	Oth
	1	3	0	1	0	15

<div>Management</div> <div></div>	Government		Government-aided	
	Number	%	Number	%
	935	98.94	10	1.06

Average Performance of Students in Mathematics (%)

Overall	Gender		Area		Management		Social Group			
	Male	Female	Rural	Urban	Govt.	Aided	SC	ST	OBC	GEN
59.63	58.79	60.41	58.57	79.86	59.81	42.00	60.88	62.30	58.17	74.17

Performance on Learning Outcomes (LOs)

Learning Outcomes	Description	Average Performance(%)
M301	Reads and writes numbers up to 999 using place value	58.55
M302	Compares numbers up to 999 based on their place values	73.12
M303	Solves simple daily life problems using addition and subtraction of three digit numbers with and without regrouping	52.21
M304	Constructs and uses the multiplication facts (up till 10) in daily life situations	65.24
M305	Analyses and applies an appropriate number operation in the situation/ context	48.04
M306	Explains the meaning of division facts by equal grouping/sharing and finds it by repeated subtraction	55.13
M309	Identifies and makes 2D-shapes by paper folding, paper cutting on the dot grid, using straight lines etc.	73.88
M311	Fills a given region leaving no gaps using a tile of a given shape	36.58
M312	Estimates and measures length and distance using standard units like centimeters or meters & identifies relationships	29.19
M317	Reads the time correctly to the hour using a clock/watch	75.98
M318	Extends patterns in simple shapes and numbers	55.05
M319	Records data using tally marks, represents pictorially and draws conclusions	68.68

Range of Performance of Students who Answered Correctly							
Below 30%		30% - 50%		50% - 75%		Above 75%	
Number	%	Number	%	Number	%	Number	%
120	12.70	196	20.74	378	40.00	251	26.56

Lowest Performing Learning Outcomes (LOs)

- 1 - Estimates and measures length and distance using standard units like centimeters or meters & identifies relationships (29.19)
- 2 - Fills a given region leaving no gaps using a tile of a given shape (36.58)
- 3 - Analyses and applies an appropriate number operation in the situation/ context (48.04)
- 4 - Solves simple daily life problems using addition and subtraction of three digit numbers with and without regrouping (52.21)
- 5 - Extends patterns in simple shapes and numbers (55.05)